



ANNUAL REPORT

LAFOURCHE PARISH

DR. JOHN C. KING



**MISSION STATEMENT
INTRODUCTION
REVENUE 2012
POST MORTEM CASES
HOMICIDE CASES
ACCIDENT CASES
SUICIDE CASES
NATURAL CASES
LOPA
SOUTHERN EYE BANK**



MISSION STATEMENT

- Through our actions we represent those who can no longer represent themselves.
-
- Provide quality services as required by law or mandated by the public in order to enhance the health, safety, and

general well being of the citizens and guests of Lafourche Parish.

-
- To assume jurisdiction over persons who come to their death suddenly, or where the death is caused by unnatural or unlawful means ensuring that decedents and their survivors are treated with the highest levels of dignity and respect.
-
- Ensure that investigations are carried out in an expeditious and professional manner, and maintaining the highest level of sensitivity and compassion to the surviving loved ones during their time of grief.
-
- Work in partnership with other organizations toward the reduction of preventable deaths.
-
- Provide educational presentations and continually serve as a resource to the public regarding the field of medicolegal death investigation.



INTRODUCTION

**Dear Citizens of Lafourche Parish,
The Lafourche Parish Coroner's Office conducts comprehensive and professional death investigations to determine cause and manner of death for cases which fall within the jurisdiction of the coroner. This is accomplished through the**

continued cooperation between the *coroner, law enforcement agencies, health care professionals,* and the public.

There were a total of 636 deaths in Lafourche Parish for the year ending December 31, 2014. This represents a decrease of 69 natural deaths from the calendar year 2013.

Homicides have decreased from 9 to 5.

Accidental deaths have increased from 40 deaths to 61 deaths. Suicides have increased from 15 cases to 21 cases.

Infant deaths decreased from previous year from 3 cases including two infant homicides and one accidental death to only one infant case for 2014.

Most infant death cases are from bed sharing with other people in the same bed, improper placement and is called Sudden Unexplained Infant Death Investigation (SUIDI) and the main reason for the decrease of the infant deaths is due to the education to various hospitals, civic groups, talk radio programs and media promoting safe sleep programs.

There were 104 autopsies conducted out of 636 cases in 2014. This represents due to extensive training and experience of the Forensic Investigator's.

Lafourche Parish Coroner's Office signed out 238 cremation permits. Each case had to be investigated according to State Law.

Mental Health Services have increased from Emergency Orders of Protective Custodies The Lafourche Parish Coroner's Office assisted the Lafourche Parish Sheriff's Office Emergency Crisis Management Team and the S.W.A.T. Team on 4

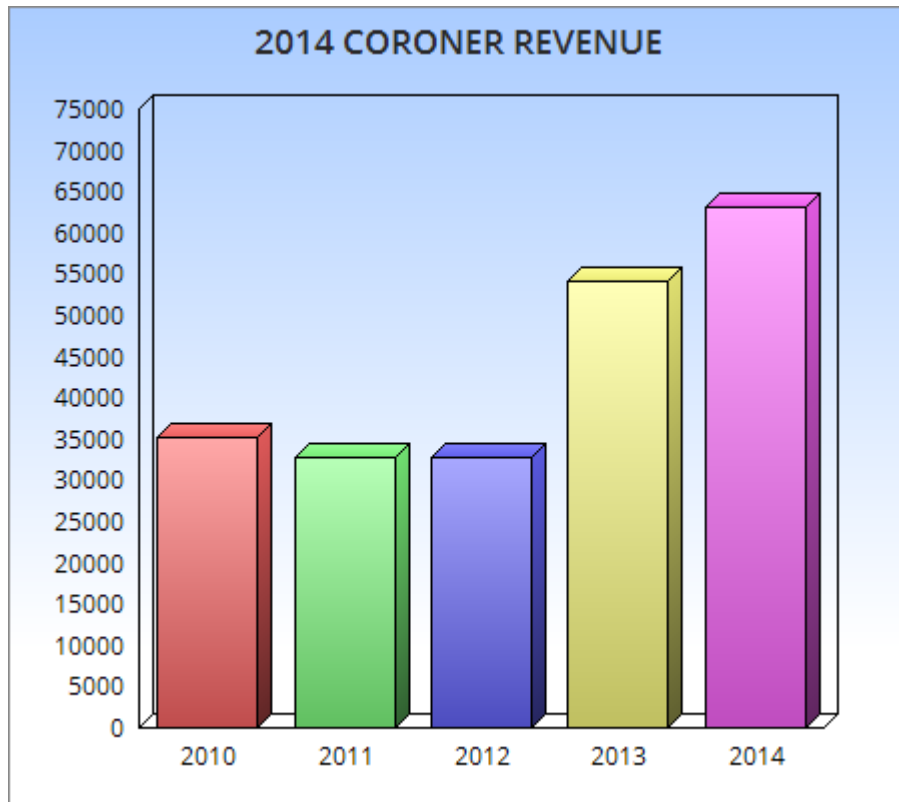
emergency order of protective custody orders requiring an emergency order to barricaded individuals threatening to harm self and or others with weapons. Mental health response is performed 24 hours a day, seven days a week for the citizens of Lafourche Parish. A total of 760 Physician Emergency Certificates (PEC) were evaluated at our three local hospitals. A total of 75 Order of Protective Custody (OPC) were issued and picked up for an immediate evaluation. One of our goals for 2014 was to purchase a state of the art lift system for our transportation response vehicle. This lift system assists the investigator in lifting a decease body without causing injury to the investigator. We purchased this lift system and it has been a major help to us. Drug and Alcohol education will continue for our young students as well as training for the Lafourche Parish area fire departments.

**If there is anything that myself or our office can do, please do not hesitate to call us anytime.
Yours truly,**

Dr John C. King, Coroner



REVENUE



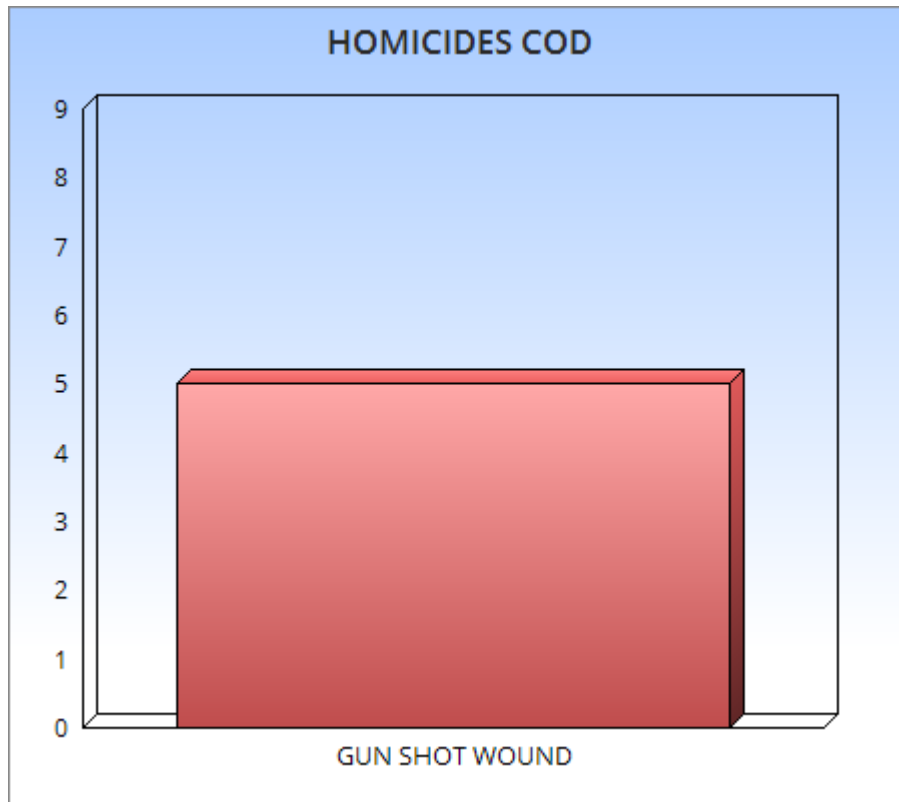
2010 2011 2012 2013

2014

\$35,220 \$32,806 \$32,720
\$54,088 \$63,200

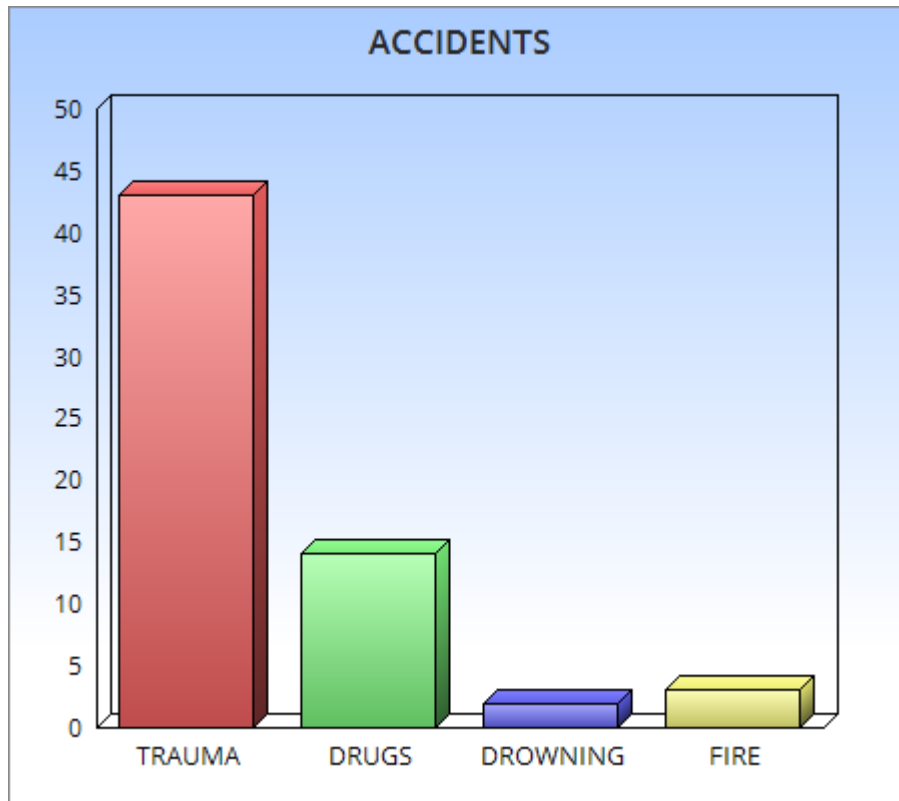


2014 HOMICIDES



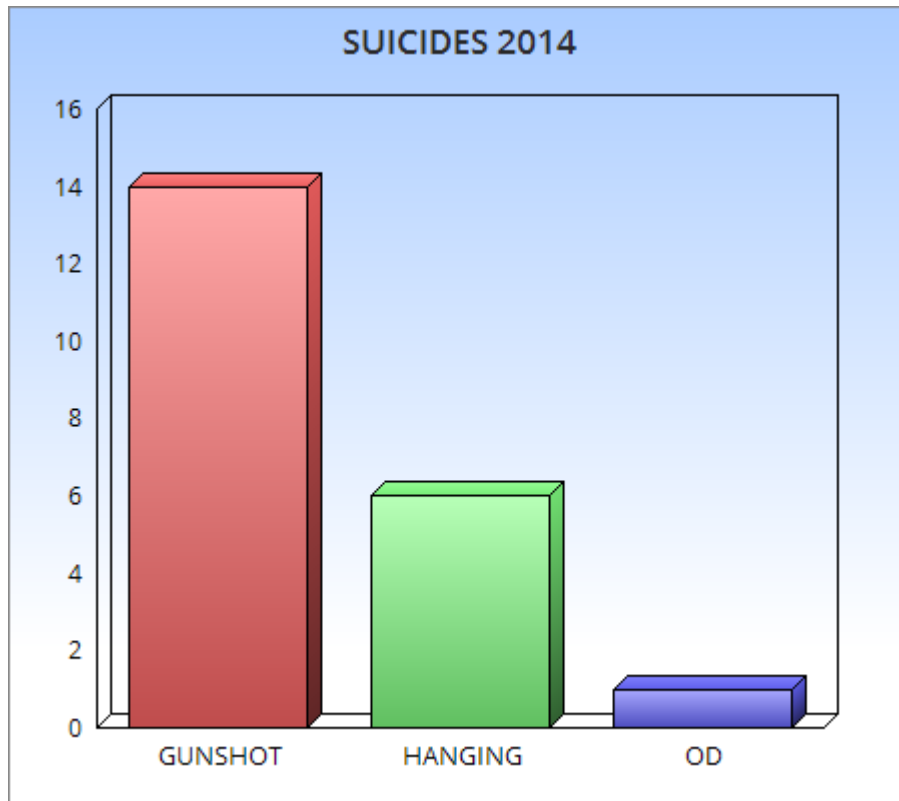


2014 ACCIDENTS

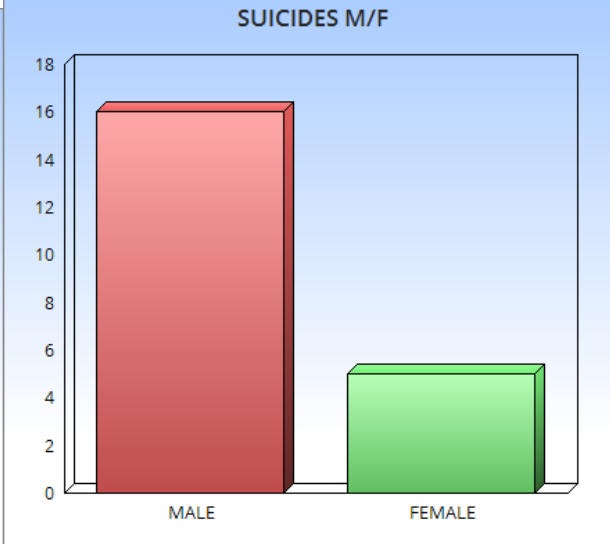
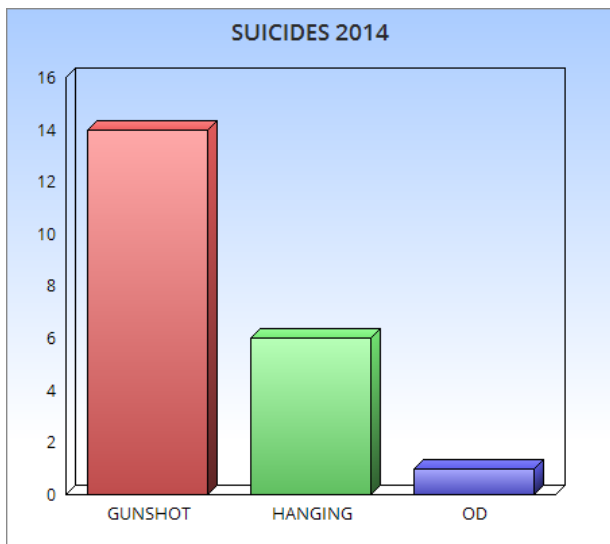
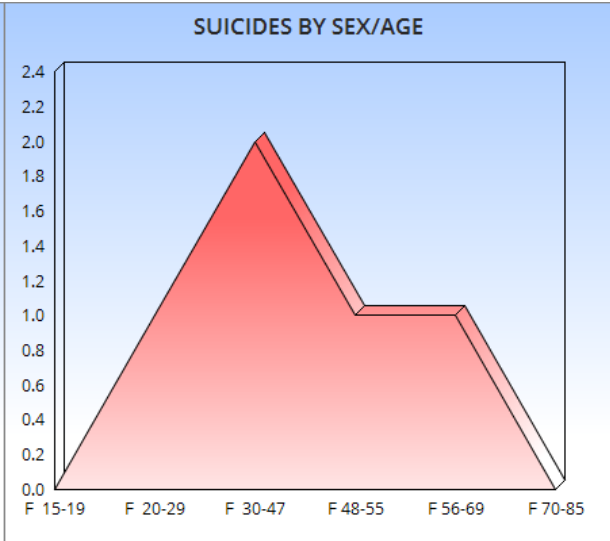
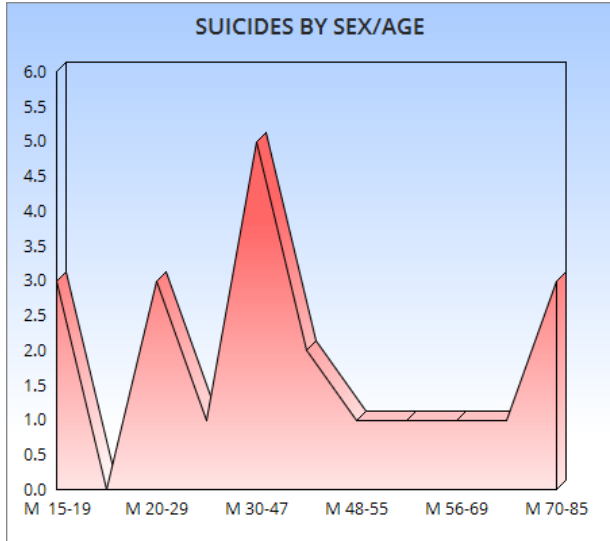




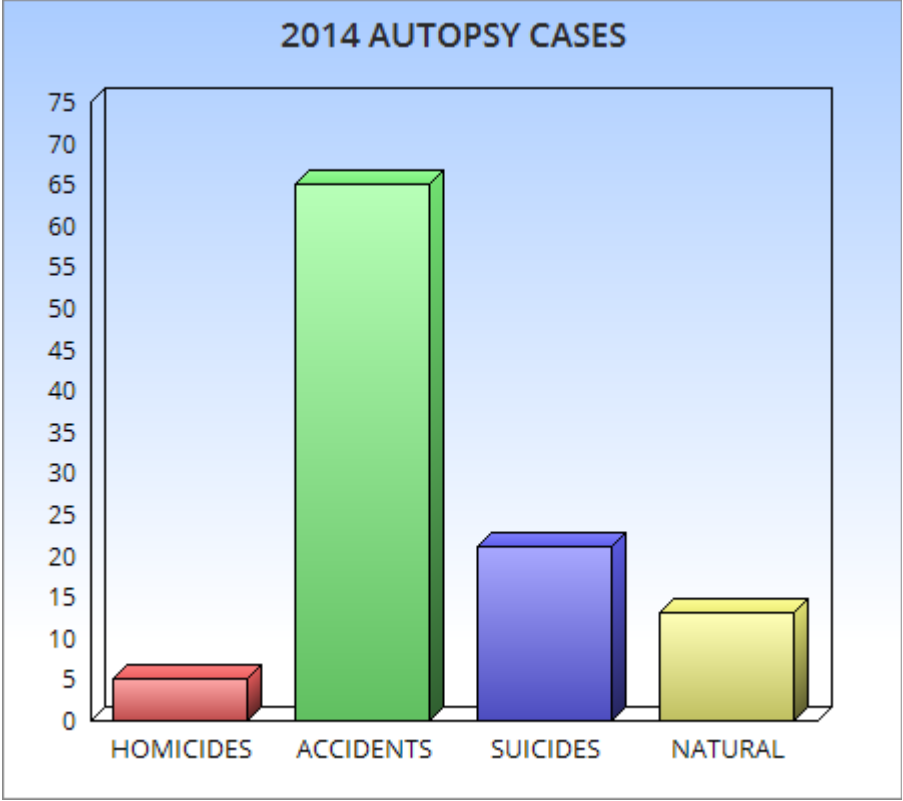
2014 SUICIDES

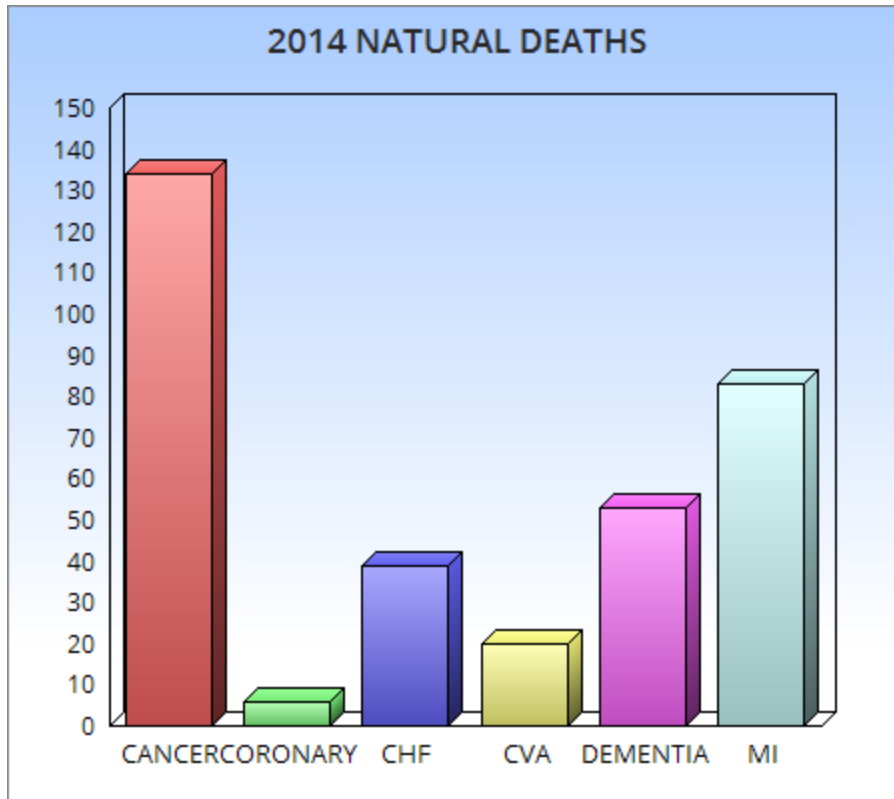


2014 SUICIDES BY SEX/AGE/CAUSE



2014 AUTOPSY CASES





CHF: CONGESTIVE HEART FAILURE

CVA: cerebrovascular accident

MI: Myocardial infarction

636 Natural deaths



Louisiana Organ Procurement Agency



2014 Referral 40
Total Organ Donors 4
15 Lives Saved
Total Organ Shutdown:0
Total Tissue Donors: 16
Lives Enhanced: 1,120
Total Tissue Shutdowns: 9



Southern Eye Bank



January 8, 2014

Lafourche Parish Corner's Office

**Attn: John King and Staff
123 Texas Street
Raceland, LA**

Dr. King,

**Southern Eye Bank is pleased to provide the following
Eye Donation Report to you and your staff.**

**In conjunction with the Lafourche Parish Coroner's Office,
hospitals and health institutions, funeral homes, and the
generosity of donor families, 12 Lafourche Parish
residents have had their sight restored due to a corneal
transplant, 10 Lafourche Parish residents have had their
sight saved due to a scleral patch graft, and 27 Lafourche
Parish residents donated ocular tissue to Southern Eye
Bank in 2014.**

**The assistance of the investigators and staff has been
exceptional. We would not be able to fulfill our mission of
providing the Gift of Sight if not for the dedication,
understanding and commitment of the LPCO.**

**Enclosed, you will find information in regards to eye
donors in Lafourche Parish. If you wish to customize your
report to a specific format or contain specific information,
I will be more than happy to alter it as you see fit.**

**Please do not hesitate to call upon me if you have any
questions or comments.**

Most sincerely,

**Colleen Oltmann
Director of Education
Southern Eye Bank**

Southern Eye Bank's 2014 Lafourche Parish Eye Donor Demographics

- **27 Lafourche Parish residents donated ocular tissue in 2014.**
- **Lafourche Parish residents donated 20 corneas to fellow Louisianans.**
- **Lafourche Parish residents donated 22 corneas to those outside of Louisiana.**
 - o 17 Nationally
 - o 5 Internationally
- **Average Age:**
 - o 48
- **Sex:**

- o 8 Female
- o 19 Male
- **Coroner Cases:**
 - o 7 No
 - o 20 Yes
- **Registered Donors:**
 - o 7 No
 - o 20 Yes
- **Total Number of Donors from Lafourche Parish Health Institutions:**
 - o Total Number: 27 Donors
 - o 16 Lafourche Parish residents
 - o 11 non-Lafourche Parish residents
-
- **Total Number of Donors from Jefferson Parish Coroner's Office:**
 - o 5
- **Referral Source:**
 - o 4 Lady of the Sea
 - o 5 Ochsner - St. Anne General Hospital
 - o 13 Thibodaux Regional

Southern Eye Bank's 2014 Lafourche Parish Recipient Demographics

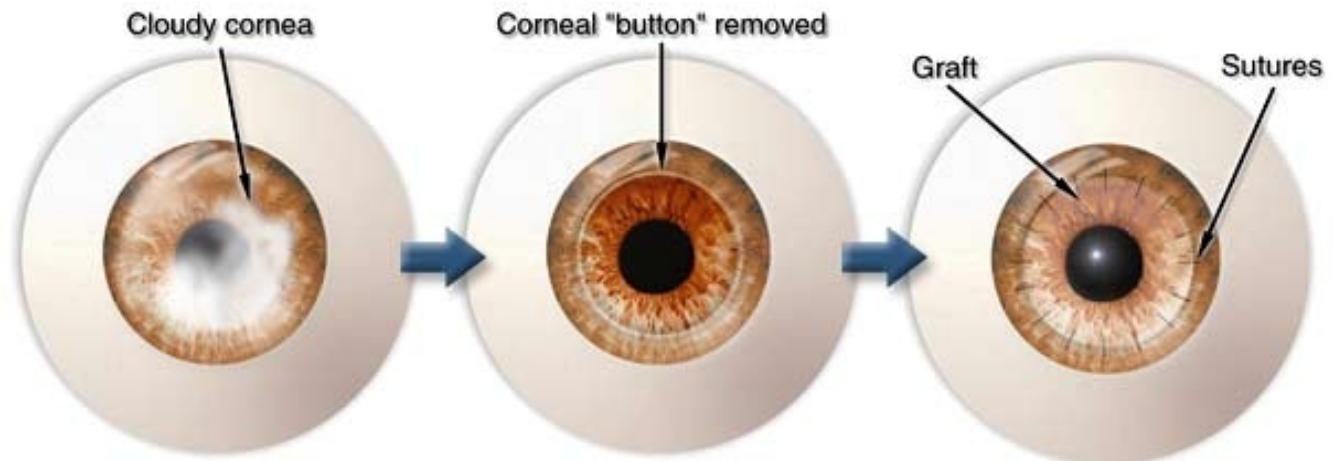
- **12 Lafourche Parish residents received a corneal transplant.***
- **10 Lafourche Parish residents received a sclera patch graft or similar procedure.****

A corneal transplant involves removing a diseased or damaged cornea (the clear dome shaped window on the front surface of the eye) with a healthy donor cornea. The corneal transplant is the most common and successful of all human transplants. Each year in Louisiana, approximately 700 residents receive a corneal transplant or sclera graft surgery.

There are several types of corneal transplants; the most traditional is called Penetrating Keratoplasty (PK) or “full thickness corneal transplantation”. PK is selected for patients with disease, scars, or injury affecting the majority of the cornea’s layers. It is the most common type of corneal transplant performed worldwide.

In this type of corneal transplant, the full thickness of the recipient’s damaged cornea is removed and replaced with the full thickness of a healthy donor cornea.

The process involves the surgeon to use a cookie cutter device, called a trephine to remove the central area of the patient’s damaged cornea. The diseased cornea is discarded and the healthy donor cornea is carefully placed atop the recipient’s corneal bed. The donor cornea is securely sewn in place with sutures finer than the thickness of a human hair.



Another method of corneal transplantation is Lamellar Keratoplasty (LK) or “Partial Thickness Transplantation”. LK is selected for patients with diseases such as scars or injury involving only select layers of the cornea. In this type of transplant, only the damaged layers of the patient’s cornea will be removed and replaced with healthy donor tissue.

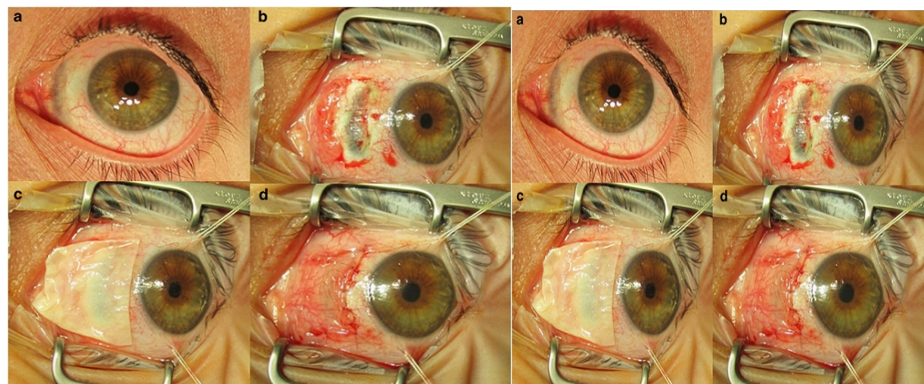
****Sclera is the white, thick, and fibrous shell of the eye. Its use is very important in helping patients with punctures to the eye, thinning of their natural sclera, glaucoma patients with external ocular valves, and much more.**

Sclera has a natural curvature allowing it to neatly blend with host sclera. However, the biggest advantage is that it is a-vascular and is well tolerated with little inflammatory reaction.

When there is a need for donor sclera, Southern Eye Bank technicians will recover the whole globe (eye). In a sterile environment, the cornea will be excised from the body of the globe to be used for corneal transplantation; the shell of the eye will be stored for use in scleral surgeries and procedures. Each globe may produce one cornea and 2 pieces of sclera. This is why one donor can help up to 6 people!



Thinning sclera



Fortified with donor sclera

